




TMW-2 Small Tank Applications

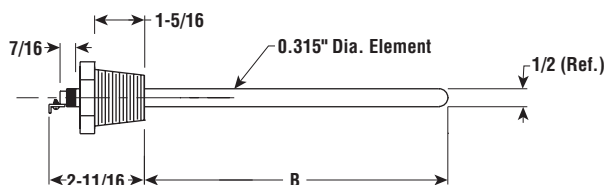
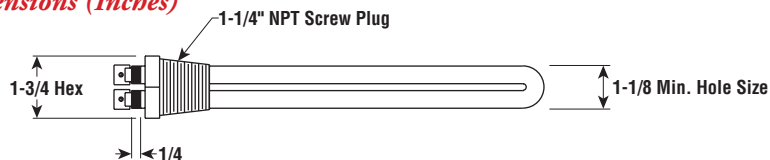
- 1-1/4" NPT Brass Screw Plug
- Copper Sheath Element
- 64 - 86 W/In²
- 750 - 5,000 Watts
- 120 and 240 Volt, Single Phase
- Without Terminal Cover
- Without Thermowell

Application

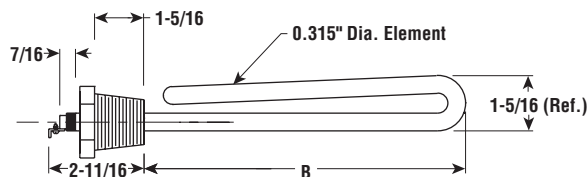
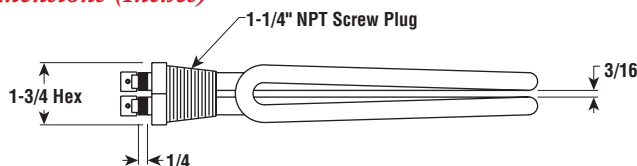
- Clean Water Heating



Dimensions (Inches)



Dimensions (Inches)



Specifications and Ordering Information

Watts	Volts	Phase	W/In ²	DIM B (In.)	Model	Stock	PCN	Wt. (Lbs.)
Straight Element								
750	120	1	64	6-1/8	TMW-207A	NS	139150	0.5
750	240	1	64	6-1/8	TMW-207A	NS	139168	0.5
1,000	120	1	85	6-1/8	TMW-210A	NS	139176	0.5
1,000	240	1	85	6-1/8	TMW-210A	NS	139184	0.5
1,250	120	1	82	7-7/8	TMW-212A	NS	139192	1
1,250	240	1	82	7-7/8	TMW-212A	NS	139205	1
1,500	120	1	86	9-1/16	TMW-215A	S	139213	1.25
1,500	240	1	86	9-1/16	TMW-215A	NS	139221	1.25
Foldback Element								
2,000	120	1	85	6-5/8	TMW-220A	S	139230	1.5
2,000	240	1	85	6-5/8	TMW-220A	S	139248	1.5
2,500	240	1	80	8-1/2	TMW-225A	S	139264	2
3,000	240	1	78	10-3/16	TMW-230A	S	139280	2.25
4,000	240	1	77	13-9/16	TMW-240A	NS	139299	2.5
5,000	240	1	76	16-15/16	TMW-250A	S	139301	3

Stock Status: S = stock NS = non-stock
To Order—Specify model, volts, phase, watts, PCN and quantity.